








## Multi-Charger 6



Multi-Charger 6 is a device for charging Kemppi PFU 210e filter unit batteries. Up to 6 batteries can be charged simultaneously with the charger device. The batteries can be either SD or HD batteries.


1. Connect the power supply cable (1) to the connector on the back of the charger. Use only the power supply included in the package.
2. Connect the mains power cord to the connector (2) in the power supply.
3. Connect the mains power cord to the mains supply.
4. Insert the rechargeable batteries into the charging slots. The locking mechanism on the battery locks the battery into the slot. The device will automatically start charging the battery.
5. To remove a charged battery, press the battery release button while pulling the battery out of the charger.

### Operating safety

	Note: Use indoors only.
	Note: The unit can be hung on the wall by using the keyholes on the base plate.
	Caution: Do not charge any other type of battery or damaged battery.
	Caution: Do not use if cables are damaged.
	Caution: Be careful not to allow foreign objects or liquids to enter the device.
	Caution: Do not leave the charger unattended when it is plugged in or charging.
	Warnings: Always use the charger with care and read the instructions carefully. Used improperly, the charger can cause serious injury.



The red LED is lit – The battery is charging.



The green LED is lit – The battery has been charged.  
If the battery is inserted into the device and neither LED is lit, the battery may be too cold. Charging starts when the battery temperature exceeds 0° C.

### Disposal of the machine

Do not dispose of electrical equipment with normal waste! In observance of European Directive 2002/96/EC on waste electrical and electronic equipment, and its implementation in accordance with national law, electrical equipment that has reached the end of its life must be collected separately and taken to an appropriate environmentally responsible recycling facility. The owner of the equipment is obliged to deliver a decommissioned unit to a regional collection centre, per the instructions of local authorities or a Kemppi representative. By applying this European Directive you will improve the environment and human health.

### Included in the package

1 pcs	Charging station
1 pcs	Power supply
1 pcs	Mains power cord
1 pcs	Operating instructions

### Technical specifications

Input voltage	24 V DC, 12 A DC
Output voltage	12 V - 16.6 V
Charging current	6 x 2.0 A
Over current protection	3.6 A / charger slot
Charging power	6 x 32 W
Weight (charger)	2.5 kg
Weight (power supply)	1.4 kg
Dimensions	500 x 350 x 73 mm
Connector type (1)	XT 60 H - F.G.

### Ordering numbers

P0730	Multi-Charger 6 EU
P0731	Multi-Charger 6 UK
P0732	Multi-Charger 6 DK
P0733	Multi-Charger 6 AS/NZS
P0734	Multi-Charger 6 CH

### Spare parts

SP9722200	Mains power cord EU
SP9722201	Mains power cord DK
SP9722202	Mains power cord UK
SP9722203	Mains power cord AS/NZS
SP9722204	Mains power cord CH
SP9777650	Power supply (24 V, 300 W)
SP9873700	Multi-Charger 6 unit